

MEEKER COUNTY HIGHWAY DEPARTMENT

422 south Johnson
Litchfield Minnesota 55355-2155
ph (320) 693-5360
fx (320) 693-5369

Phillip Schmalz
County Engineer

Mark A. Spies
Assistant Engineer

April 1, 2025

ADDENDUM NO. 3

MEEKER COUNTY RECLAIM AND PAVING S.P. 47-603-013

NOTICE TO CONTRACTORS:

The plan typicals specify reclaiming the full depth of the in-place bituminous material and part of the aggregate base to a depth of 11". There is no milling involved.

We would allow a change in typical according to these restrictions:

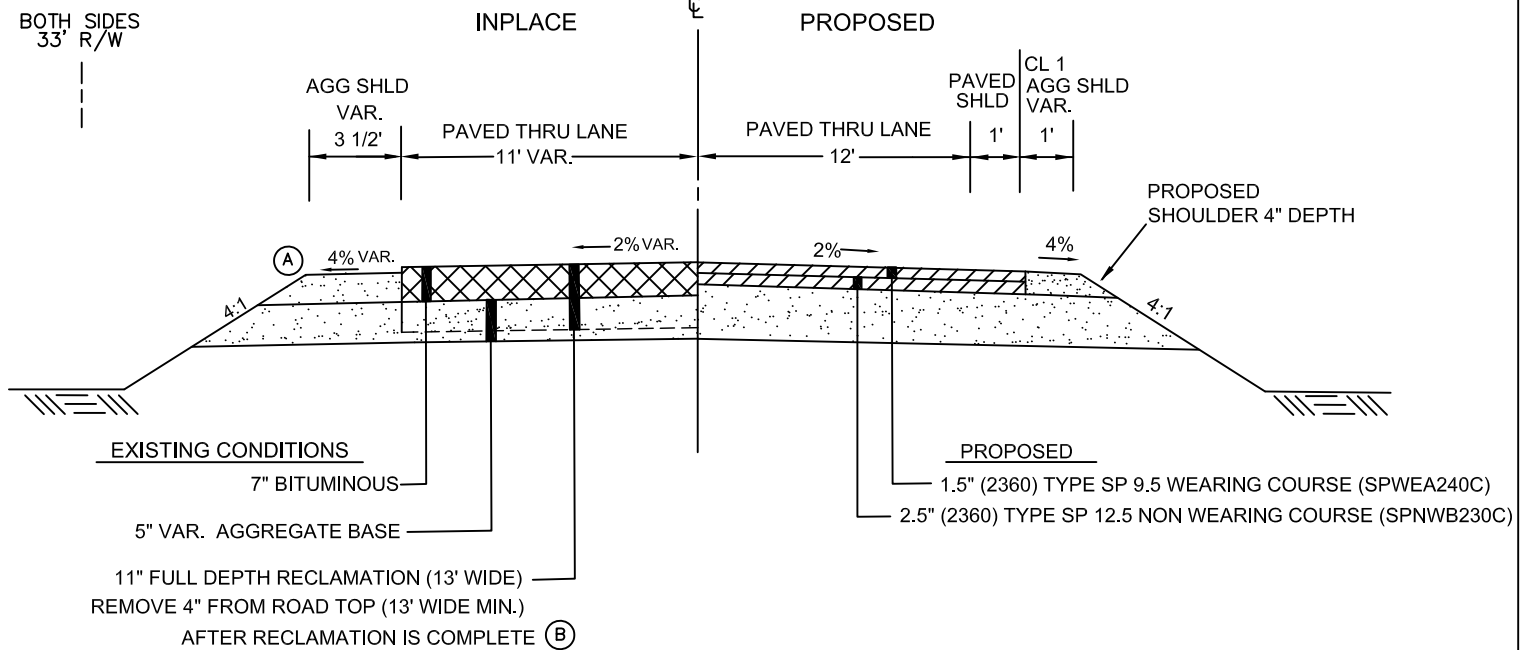
Milling and removal of in-place bituminous will be allowed if remaining reclaim material in the section after any milling contains a minimum of 50% RAP. Due to the low oil content of material identified as "Road Mix", Road Mix shall be considered aggregate rather than asphalt pavement for this calculation.

The bottom elevation of the reclaim section shall remain the same as shown in the typical and the finished reclaim grade elevation prior to paving shall remain the same as shown in the typical. Net material removal must match the Typical Section.

No additional payment will be made, additional operations to both mill and pick up reclaim material may be necessary and the changed or additional operation will be at the contractor's cost.

Thank You.

CSAH 3
FROM WEST COUNTY LINE TO TRUNK HIGHWAY 4
STA. 0+00 to 236+80



NOTES

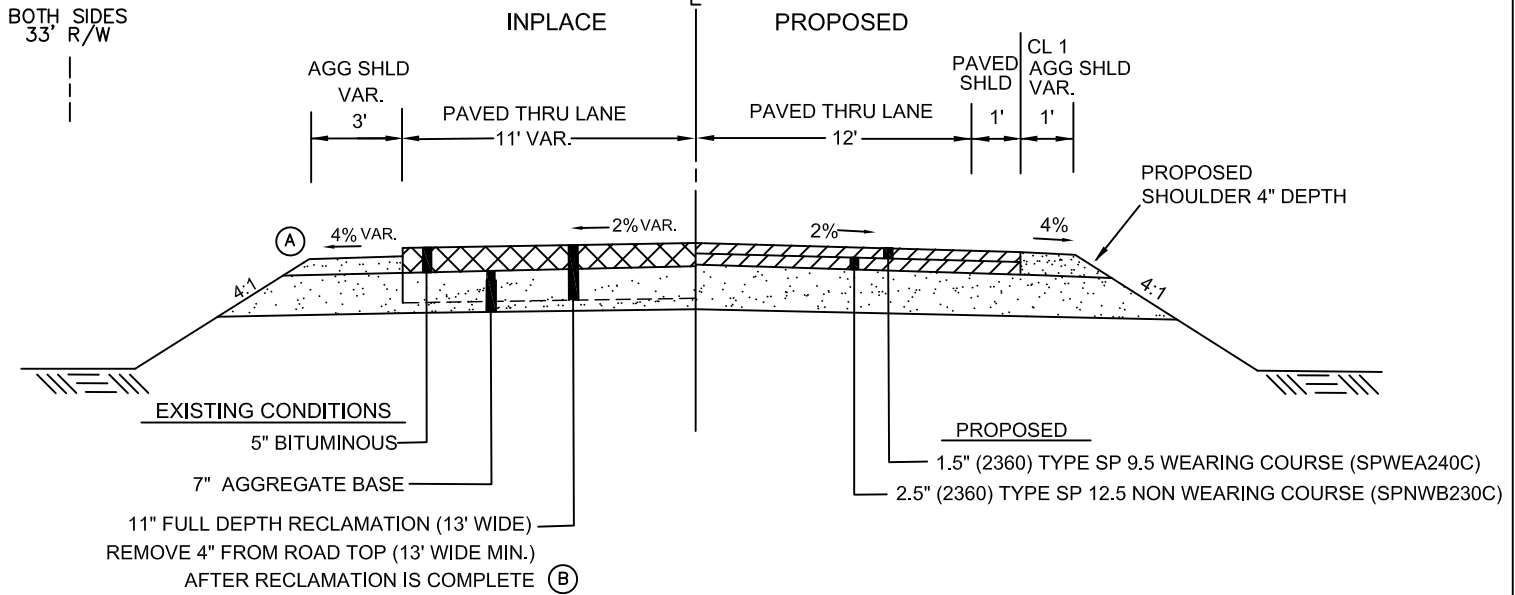
- (A) EXISTING SHOULDER MATERIAL IS APPROXIMATELY 1.5" BELOW PAVEMENT EDGE. EXISTING SHOULDER MATERIAL SHALL BE PULLED IN AND BLENDED WITH RECLAIM MATERIAL AS NECESSARY, INCIDENTAL TO FULL DEPTH RECLAMATION.
- (B) REMOVING, HAULING AND STOCKPILING THE TOP 4" OF RECLAIMED MATERIAL IS INCIDENTAL TO FULL DEPTH RECLAMATION. RECLAIMED MATERIAL MAY BE USED IN LEIU OF CL1 AGG. ON PROPOSED SHOULDERS, DRIVEWAYS AND ENTRANCES, SUBJECT TO THE GRADATION REQUIREMENTS OF PASSING A 2 INCH SIEVE. THE REMAINING RECLAIMED MATERIAL SHALL BECOME THE PROPERTY OF THE CONTRACTOR.

ROAD HISTORY
CSAH 3 INPLACE FROM STA. 0+00 - STA. 236+80

(1955) S.A.P. 47-511-07 GRADED
(1959) S.A.P. 47-603-01 PAVED 1.5" BIT., 5" AGGREGATE
(1987) S.A.P. 47-603-08 OVERLAY 2" BIT.
(2017) S.A.P. 47-603-12 OVERLAY 1.5" BIT.

TYPICAL SECTION
DETAILS NOT TO SCALE

CSAH 3
FROM TRUNK HIGHWAY 4 TO CSAH 30
STA. 236+80 to 375+00



NOTES

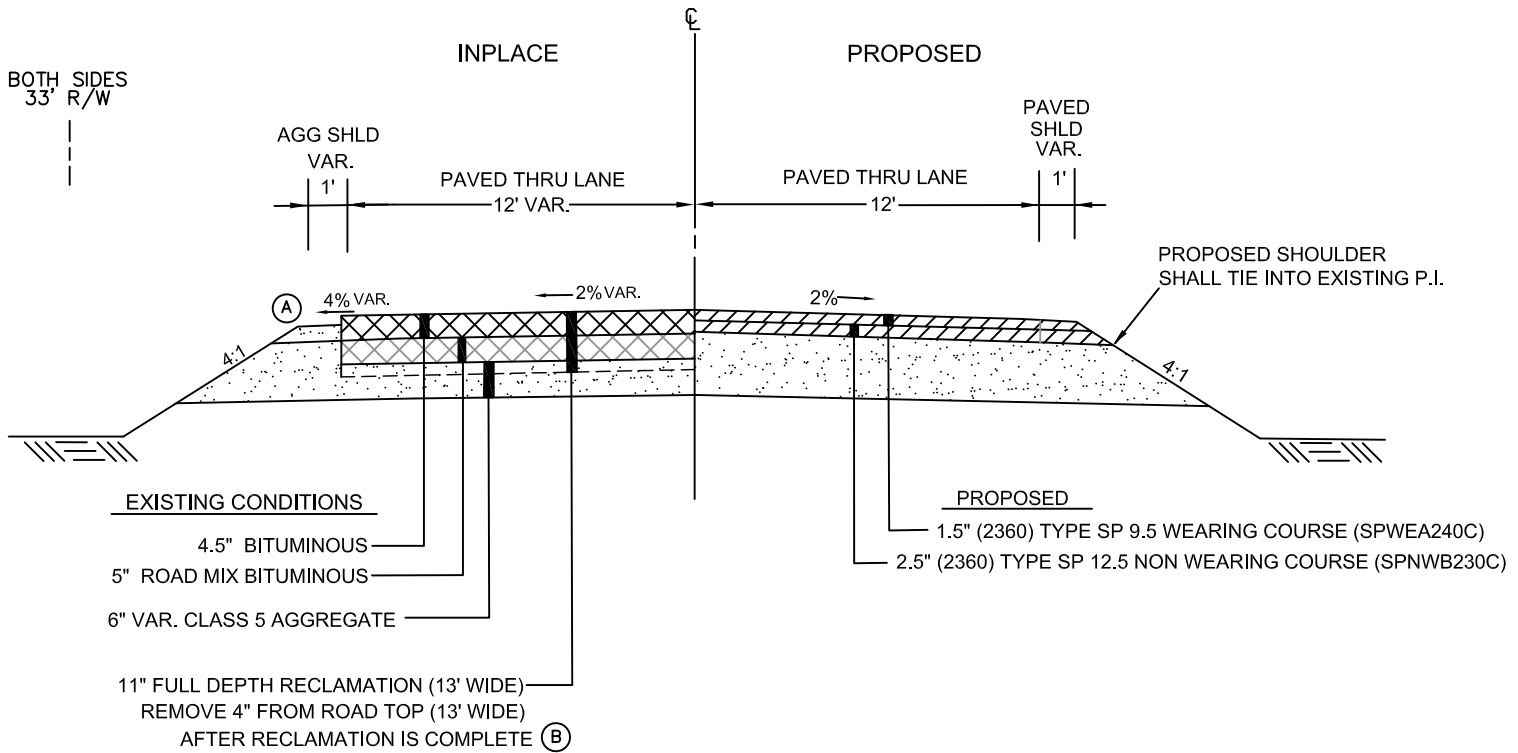
- (A) EXISTING SHOULDER MATERIAL IS APPROXIMATELY 1.5" BELOW PAVEMENT EDGE.
EXISTING SHOULDER MATERIAL SHALL BE PULLED IN AND BLENDED WITH RECLAIM MATERIAL AS NECESSARY,
INCIDENTAL TO FULL DEPTH RECLAMATION.
- (B) REMOVING, HAULING AND STOCKPILING THE TOP 4" OF RECLAIMED MATERIAL IS INCIDENTAL TO FULL DEPTH RECLAMATION.
RECLAIMED MATERIAL MAY BE USED IN LEIU OF CL1 AGG. ON PROPOSED SHOULDERS, DRIVEWAYS AND ENTRANCES,
SUBJECT TO THE GRADATION REQUIREMENTS OF PASSING A 2 INCH SIEVE.
THE REMAINING RECLAIMED MATERIAL SHALL BECOME THE PROPERTY OF THE CONTRACTOR.

ROAD HISTORY
CSAH 3 INPLACE FROM STA. 236+80 – STA. 375+00

(1954) S.A.P. 47-511-04 GRADED
(1958) S.A.P. 47-614-01 PAVED 1.5" BIT., 6" AGGREGATE
(1973) S.A.P. 47-603-06 OVERLAY 1.5" BIT.
(1987) S.A.P. 47-603-08 OVERLAY 2.5" BIT.

TYPICAL SECTION
DETAILS NOT TO SCALE

CSAH 3
FROM CSAH 30 TO 580' EAST
STA. 375+00 to 380+80



NOTES

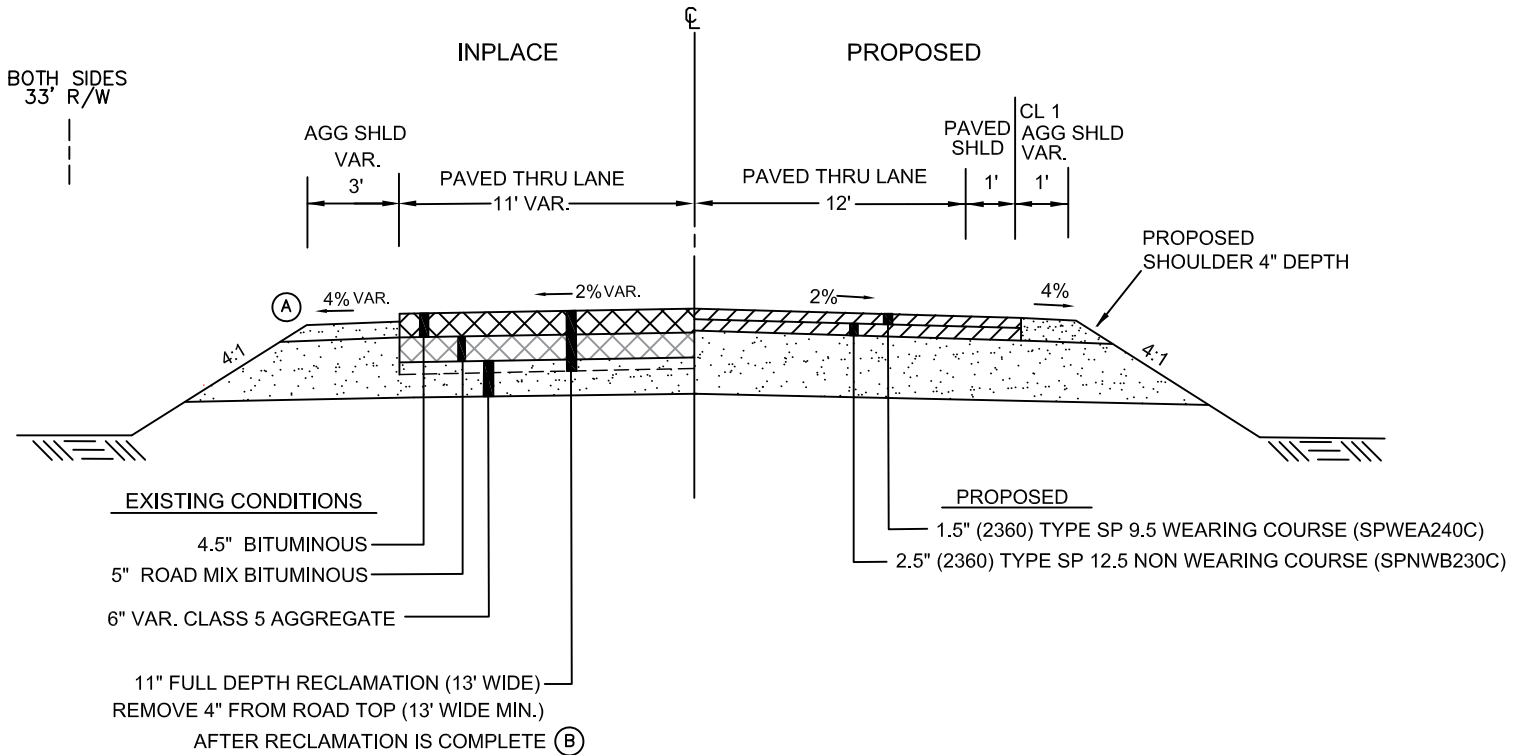
- (A) EXISTING SHOULDER MATERIAL IS APPROXIMATELY 1.5" BELOW PAVEMENT EDGE. EXISTING SHOULDER MATERIAL SHALL BE PULLED IN AND BLENDED WITH RECLAIM MATERIAL AS NECESSARY, INCIDENTAL TO FULL DEPTH RECLAMATION.
- (B) REMOVING, HAULING AND STOCKPILING THE TOP 4" OF RECLAIMED MATERIAL IS INCIDENTAL TO FULL DEPTH RECLAMATION. RECLAIMED MATERIAL MAY BE USED IN LEIU OF CL1 AGG. ON PROPOSED SHOULDERS, DRIVEWAYS AND ENTRANCES, SUBJECT TO THE GRADATION REQUIREMENTS OF PASSING A 2 INCH SIEVE. THE REMAINING RECLAIMED MATERIAL SHALL BECOME THE PROPERTY OF THE CONTRACTOR.

ROAD HISTORY
CSAH 3 INPLACE FROM STA. 375+00 - STA. 564+44

(1951) S.A.P. 47-511-01 GRADED
(1955) S.A.P. 47-511-06 PAVED 1.5" ROAD MIX., 6" AGGREGATE
(1976) S.A.P. 47-603-07 OVERLAY 1.5" BIT.
(2001) NO PROJ. NO. OVERLAY 1.5" BIT.

TYPICAL SECTION
DETAILS NOT TO SCALE

CSAH 3
FROM 580' EAST OF CSAH 30 TO TRUNK HIGHWAY 22
STA. 380+80 to 564+44



NOTES

- (A) FROM STA. 381+60 to 387+00 LT
INPLACE SHOULDER WIDTH IS 8'-18' (VAR.) PAVED
PROPOSED 1 1/2" OVERLAY ON EXISTING SHOULDER.

EXISTING SHOULDER MATERIAL IS APPROXIMATELY 1.5" BELOW PAVEMENT EDGE.
EXISTING SHOULDER MATERIAL SHALL BE PULLED IN AND BLENDED WITH RECLAIM MATERIAL AS NECESSARY,
INCIDENTAL TO FULL DEPTH RECLAMATION.
- (B) REMOVING, HAULING AND STOCKPILING THE TOP 4" OF RECLAIMED MATERIAL IS INCIDENTAL TO FULL DEPTH RECLAMATION.
RECLAIMED MATERIAL MAY BE USED IN LEIU OF CL1 AGG. ON PROPOSED SHOULDERS, DRIVEWAYS AND ENTRANCES,
SUBJECT TO THE GRADATION REQUIREMENTS OF PASSING A 2 INCH SIEVE.
THE REMAINING RECLAIMED MATERIAL SHALL BECOME THE PROPERTY OF THE CONTRACTOR.

ROAD HISTORY
CSAH 3 INPLACE FROM STA. 375+00 - STA. 564+44

(1951) S.A.P. 47-511-01 GRADED
(1955) S.A.P. 47-511-06 PAVED 1.5" ROAD MIX., 6" AGGREGATE
(1976) S.A.P. 47-603-07 OVERLAY 1.5" BIT.
(2001) NO PROJ. NO. OVERLAY 1.5" BIT.

TYPICAL SECTION
DETAILS NOT TO SCALE